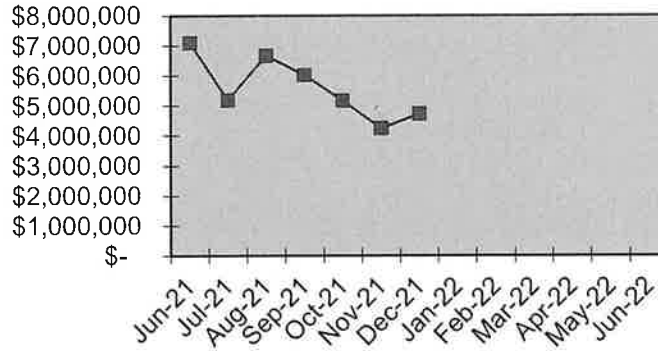


River Valley School District Board Financial Report December 2021

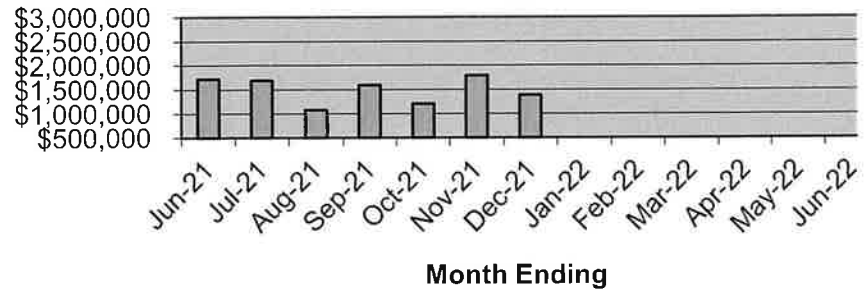
December-21

Month End Cash Balance	
	Actual
Jun-21	\$ 7,105,251
Jul-21	\$ 5,189,188
Aug-21	\$ 6,662,675
Sep-21	\$ 6,023,607
Oct-21	\$ 5,165,308
Nov-21	\$ 4,234,996
Dec-21	\$ 4,731,461
Jan-22	
Feb-22	
Mar-22	
Apr-22	
May-22	
Jun-22	
Checks	
	\$ Amount
Jun-21	\$ 1,716,455
Jul-21	\$ 1,693,499
Aug-21	\$ 1,077,674
Sep-21	\$ 1,588,259
Oct-21	\$ 1,207,495
Nov-21	\$ 1,790,286
Dec-21	\$ 1,386,830
Jan-22	
Feb-22	
Mar-22	
Apr-22	
May-22	
Jun-22	
Revenues	
	\$ Amount
Jun-21	\$ 1,760,526
Jul-21	\$ 347,812
Aug-21	\$ 2,880,702
Sep-21	\$ 1,069,568
Oct-21	\$ 1,151,993
Nov-21	\$ 955,055
Dec-21	\$ 224,299
Jan-22	\$ 1,873,674
Feb-22	
Mar-22	
Apr-22	
May-22	
Jun-22	

Actual Cash Balance

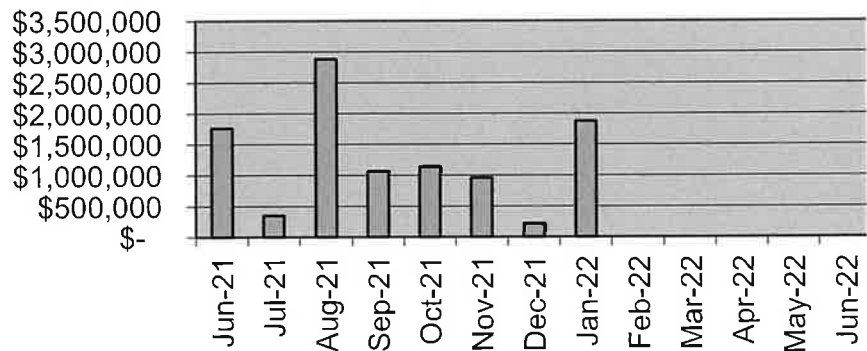


Check Disbursements



Month Ending

Revenues



December 2021

The Peoples Community Bank

Beginning Balance	\$	3,279,941.15
ADD: Total Credits	\$	634,718.09
LESS: Total Debits	\$	1,386,829.85
	\$	<u>2,527,829.39</u>

Local Government Investment Pool

#1 (general account)	\$	2,203,631.70
#2 (fund 49 - building fund)	\$	910,127.26
#3 (fund 39 - debt service)	\$	-
#4 (Misc. Project)	\$	-
Subtotal	\$	<u>3,113,758.96</u>
<u>LESS: Short term loan</u>	\$	<u>-</u>
Ending Balance		<u><u>\$5,641,588.35</u></u>